








Year 5's Home Learning- Week commencing 1<sup>st</sup> March 2021

Complete one or two activities per day from the learning grid.

<p><b>Art- (45 minutes)</b></p>  <p>Research <b>vector images</b> all about Brazil (type into Google vector images Brazil).</p> <p>Look at the colours, designs, shapes, sizes. Are there any that stand out to you? Why? Which do you like the most?</p> <p>Are there any that you think represent Brazil better than others?</p> <p><b>Choose 4</b> different Vector images. If on a laptop, copy and paste, if on paper, try and copy it the best you can.</p> <p>Then write a small description saying why you chose those images and why you think it represents Brazil?</p> <p><b>*NOTE* Choose simple images</b> – the more detail it has, the harder it will be for you to reproduce it later on in this project.</p>	 <p style="text-align: center;"><b>WORLD BOOK DAY – Wizard of Oz</b></p> 	
<p><b>RE- (45 minutes)</b></p> <p>What do you know already about Jesus? Brainstorm and write up your ideas.</p> <p>What do you think God's plan was for Jesus' life according to Christianity?</p> <p>Christians believe that Jesus was the Incarnation of God sent to the Earth to show people how to lead good lives, to die as a sacrifice, so they could be forgiven and come back to life again to prove to Christians that they could also have life after death. What do you think of this plan, this purpose? What might it say about God?</p>	<p><b>Geography (45 – 60minutes)</b></p> <p><b>Where is Kansas?</b></p>  <p>What information can you find out about Kansas? Create a PowerPoint including a slide for each the following information:</p> <ul style="list-style-type: none"> <li>• The location – country, continent, bordering countries etc.             <ul style="list-style-type: none"> <li>• The climate</li> <li>• Tourist attractions</li> <li>• Famous landmarks</li> <li>• Fun facts</li> </ul> </li> </ul>	<p><b>Science – (30 minutes)</b></p> <p style="text-align: center;"><b>Tornado in a bottle</b></p> <p>In the story of Wizard of Oz, Dorothy's house gets hit by a tornado at the very start of the book.</p> <p><a href="#">Watch the video</a> to learn more about Tornadoes.</p> <p>After that, you will get the chance to create your own mini tornado in a bottle.</p> 
	<p><b>Music- (30 minutes)</b></p>  <p style="text-align: center;"><b>Fresh Prince of Bel Air</b></p> <p>Can you sing along to the Fresh Prince of Bel Air and keep up with the rap?</p> <p><a href="https://www.youtube.com/watch?v=JyolhkqH4rU">https://www.youtube.com/watch?v=JyolhkqH4rU</a></p> <p><b>*Extra Challenge linked with PE*</b></p> <p>Can you dance along to the 'Just Dance' to this song?</p> <p><a href="https://www.youtube.com/watch?v=jPLl94fj4i4">https://www.youtube.com/watch?v=jPLl94fj4i4</a></p>	<p><b>PE- (2 x 30 minutes)</b></p> <p>Hopscotch – Great for balance and a plyometric activity. Can you create one that goes up to 20?</p> 

**PSHE- (30 minutes)**

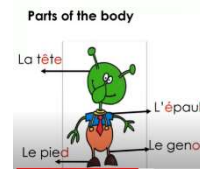
Do you know what racism is?  
Racism is discrimination or a negative judgement about someone due to the colour of their skin or their race and might include their beliefs or religion.

**All forms of racism are unacceptable!**

Can you design a ribbon to show we need to fight racism? You will find a ribbon template in your learning pack.  
It can include slogans, words, pictures as appropriate. Perhaps you will choose a certain colour, or a mix of colours to get your message across.

**French - (30 minutes)**

**LC: Can I sing the song 'Head, Shoulders, Knees and Toes' in French.**



In this video, you will learn the different parts of the body in French whilst singing along to Head, shoulders, knees and toes.

<https://www.youtube.com/watch?v=K2rM22KidsM&feature=youtu.be>

**Computing-**

We are cryptographers...

In this lesson, you will learn about the importance of setting a secure password on any web-based platforms.

Watch the lesson video to find out how passwords are encrypted to protect your personal data and learn how to make password really difficult to guess.

<https://scratch.mit.edu/projects/414354688/editor/>