

Year 3's Home Learning, Week commencing 25th January 2021

Geography

This week in geography, we are going to look more in depth at some of the features, sites and attractions of Chester and Rome.

Using the maps that we looked at last week (they are also attached to this week's learning grid), answer the questions about each city to learn more about them.

You could also watch these videos for virtual walkthroughs of both cities.

<https://www.youtube.com/watch?v=5DniDm9epIY>
<https://www.youtube.com/watch?v=TfGZUoG1H2E>

PE

LC:- Can I improve flexibility, muscle strength and focus?

Yoga is a perfect way to improve all these. Here are a couple of options. Aim for 3 sessions this week.

- Cosmic Kids Yoga
- Yoga for Beginners with Adriene



Art

In art we will be continuing to think about the skills we will need to create a sketch. This week we will look at the idea of perspective.

Perspective is a technique used to show that some objects in a sketch appear further away and some closer.

Watch this video to learn more about how perspective works.

<https://www.youtube.com/watch?v=M4ms81HYRNo>

RNo

Now watch this video to learn more about how we use perspective in a drawing.

<https://www.bbc.co.uk/bitesize/clips/zvq6sbk>

Now you've watched the videos, have a go at the activity below. Have a look at my twitter account @miss_bgarside, to see my attempt at the drawing. I can't wait to see yours!

Spelling

misspell

mislead

mistreat

misbehave

mistrust

misprint

misuse

misplace

misheard

misread

Here are your weekly spellings. These are all uploaded onto EdShed for you to practice.

Science

Part 1

Start by watching the video about Magnets:

<https://youtu.be/5C-RM4fh5Xg>

Complete the worksheet below about a whether magnets will be attract or repel.

Part 2

Using a magnet (you can collect one from school), test objects around your house to see if they are magnet or not. What do you notice about the objects that are magnetic? **Clue**, think about the material they are made from.

Complete the worksheet below about magnetic and non-magnetic objects.

RE

Today I want you to think about these questions. They are a bit tricky to take some time to think about them and discuss them with your grown up.

Was it a miracle that Jesus healed the men in the Bible stories or is there some other explanation? Explain your answer.

Why do you think Jesus' stories were told?

Do you think it was to make people think Jesus was special or that we should help people who are sick and poorly? Explain your answer.

You can tweet your responses to me either on a video or write your ideas down and take a photo! @MissVjGrogan

Music

This week we are going to look at the song 'Stop' by Joanna Mangona. Read the lyrics from the song below and discuss what they mean with a grown-up (*see lyrics on the Inspire website*)

You could watch some other schools perform this song on YouTube.

Final task, design a CD cover for the song 'Stop'.



MFL

This week we are carrying on learning French animals. Scan the QR code below, click match and enjoy the game!

Can you beat your score? Tweet your quickest result @MissLongson



Useful links





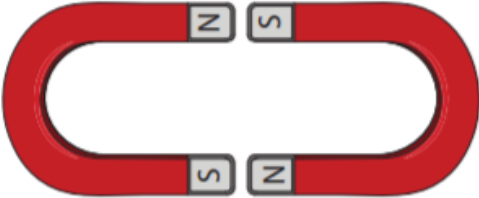



- <https://www.topmarks.co.uk/> Great for maths games
- <https://www.mathshed.com/en-gb/> You can find lessons and games linked to our lessons
- <https://www.maths.co.uk/>
- <https://www.purplemash.com/sch/inspireacademy> Email your teacher a message 😊
- <https://www.kidztype.com/tags/kids-typing-games/> Great for typing games
- <https://www.youtube.com/user/ArtforKidsHub> Draw along art lessons

Science (part 1)

LC: Can I predict whether two magnets will attract or repel each other, depending on which poles are facing?

KS: I can make predictions.

Write if the magnets will attract or repel each other.

Science (part 2)

LC: Can I group magnetic and non-magnetic items?

KS: I set up my own tests.

Using a magnet, find magnetic and non-magnetic items around your house. Can write or draw them in the table below.

Magnetic	Non-Magnetic

PSHE week beginning 25/1



RSPB Big Garden Birdwatch

29th - 31st January



RSPB's annual "Big Garden Birdwatch" begins at the end of this week!

For your PSHE lesson this week, you can join the nation and spend some time to count the different types of birds that visit your garden from the comfort of your own home!

Use the Big Birdwatch Counting worksheet attached to record how many birds you spot in your garden.

Tweet me a photo so I can see how you are getting on! @MissVjGrogan

Big School's Birdwatch matching pair's game

Play the matching pair's game of the most common birds you might spot in your garden. Start with the pictures faced down and (in turns) reveal two pictures at a time. If they match, hooray you keep them! If not, return them faced down and continue playing until all of the pictures have been revealed.



Good luck!



Cheerio bird feeder


You will need: cheerios and string

To attract birds into your garden, you can make a bird feeder to hang up for them! All you need to do is thread some cheerios onto a piece of string then tie the two ends of the string together so they don't slip off. Hang somewhere high up for the birds to enjoy a tasty treat!



Art

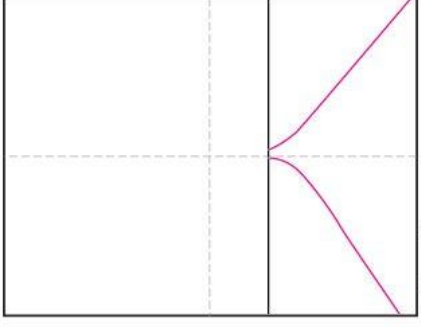
Have a go at following the steps to recreate this image using perspective. Think about adding texture and shading into the different parts of the picture using the skills you learnt last lesson.



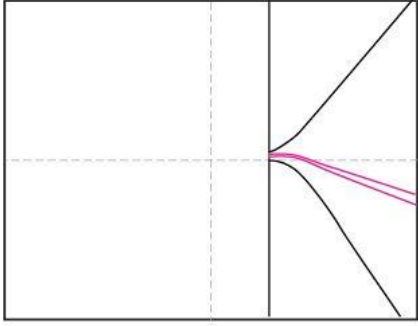
Materials: Marker, Crayola crayons



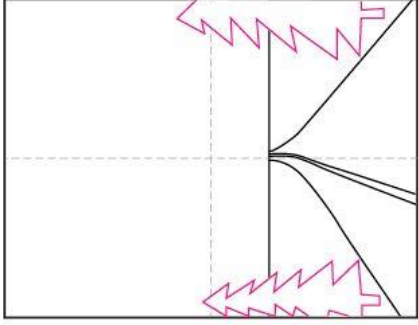
1. Make guide lines. Draw horizon



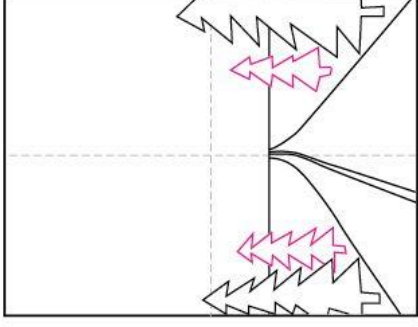
2. Draw the road.



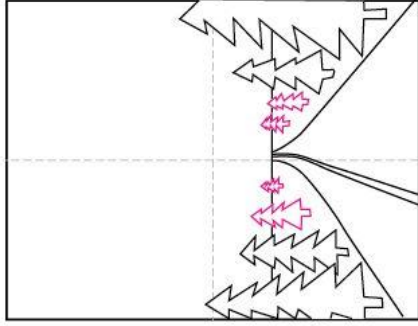
3. Add the center road line.



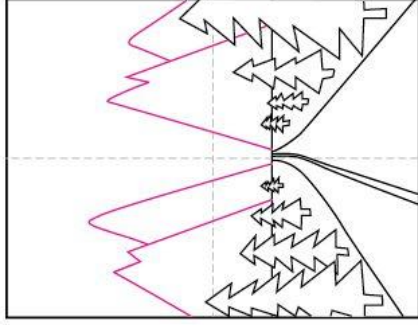
4. Draw two large trees.



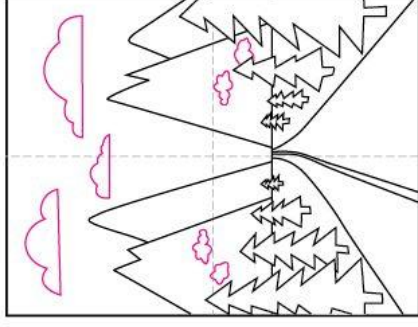
5. Draw two smaller trees.



6. Add four smaller trees.



7. Draw the mountains.



8. Add clouds .

Geography



Rome

1. Which important historical site would you find just north of the Santi Giovanni e Paolo?
2. Name the river that runs through the city of Rome.
3. If I was standing on the via Umilata, what sight would I see?
4. Starting at the Piazza del Popolo and following the via Del Babuino south, what famous landmark would I come across?
5. Name one of the roads that would lead you to the Pantheon.



Chester

1. What kind of tours can you take around the city of Chester, starting at the town hall?
2. Name the famous landmark you would have to pass under to go from Eastgate Street to Foregate Street.
3. If I walked through Watergate into the city centre, what two buildings would I see on either side of the road?
4. Name three sites that I would see walking along Watergate Street.
5. Standing on the northern end of Souter's Lane, what two ancient sites can be seen?
6. Can you spot the three churches that are in Chester?