





Year 1 Home Learning Grid – Week Commencing 18 January 2021

<p><u>Maths – Place Value</u></p> <ul style="list-style-type: none"> Can you go onto Top Marks – Paint the Squares and explore the 100 square. You could use it to count in 2s and paint the squares for each, count in 5s or count in 10s. Can you find things from around the house to help you count in different multiples – you could use pairs of socks to help you count in 2s or gloves to help you count in 5s. 	<p><u>Science – Everyday Materials</u></p> <p>We are continuing our learning on materials and their properties.</p> <p><u>MATERIALS</u> Wood, plastic, glass, metal, water, rock, brick, paper, fabric, elastic, foil, cardboard, rubber, wool, clay.</p> <p><u>PROPERTIES</u> hard, soft, stretchy, stiff, bendy, floppy, waterproof, absorbent, breaks/tears, rough, smooth, shiny, dull, see through, not see through</p> <p>What materials can you find at home? Can you describe their properties?</p>  <p>Find a selection of materials. Can you sort them based on their properties? This is my example. How have I sorted them?</p>		<p><u>Music</u></p> <p>Recognising the Pulse:</p> <ul style="list-style-type: none"> Listen to Livin' La Vida Loca by Ricky Martin and Let the Bright Seraphim by Handel. What can you hear in each track? Similarities? Differences? What do you like/not like? Can you clap the pulse to each song? 	<p><u>Just for fun...</u></p> <p><u>Puppets!</u></p> <p>Can you use some materials around your house to create a puppet for the Jack and the Beanstalk story?</p> <p>You could make Jack, mum, the Giant or you could make the beanstalk!</p> <p>You could use toilet roll tubes, paper or some items from your recycling.</p>
<p><u>Computing</u></p> <ul style="list-style-type: none"> This week in school we are starting to work on completing an online illustration. Pick your favourite character from the story of Jack and the Beanstalk and search for different images of this character on Google to see how they have been represented in different versions of the story. Can you then complete a sketch for your character? Next week we will use this sketch to create an online illustration. 	<p><u>Design Technology</u></p> <ul style="list-style-type: none"> Can you remember from last week where different foods come from? This week we are learning about the importance of eating fruit and vegetables. Do you know how many portions of fruit and vegetables we should eat a day? Watch this clip to find out more... https://www.bbc.co.uk/bitesize/clips/z2pxpv4 <u>The 'Five a Day' song - eating fruit and vegetables- BBC Bitesize</u> <p>Can you create a poster all about 'Five a Day'? Don't forget, a Poster should have some writing and lots of pictures with labels.</p> 	<p><u>History</u></p> <p><u>Motte and Bailey castles</u></p> <ul style="list-style-type: none"> Can you research Motte and Bailey castles? What is the Motte? What was the purpose of this? What is the Bailey? You could draw your own Motte and Bailey castle You could make your own junk model castle.  <p>What do you notice?</p> 		

Phonics – ICT Games – Little Bird Spelling <https://www.ictgames.com/littleBirdSpelling/>

English – ICT Games – Caption Clips <https://www.ictgames.com/mobilePage/captions/index.html>

Science – if you search on Google for MrsBpriSTEM, there are lots of ideas for fun science experiments that can be done at home