

# Letter Formation

Can you trace the letters?

a a a a a a a a a a

b b b b b b b b b b

c c c c c c c c c c

d d d d d d d d d d

e e e e e e e e e e

f f f f f f f f f f

g g g g g g g g g g

h h h h h h h h h h

i i i i i i i i i i

j j j j j j j j j j

k k k k k k k k k k

l l l l l l l l l l

m m m m m m m m m m

n n n n n n n n n n

o o o o o o o o o o

p p p p p p p p p p

q q q q q q q q q q

r r r r r r r r r r

s s s s s s s s s s

t t t t t t t t t t

u u u u u u u u u u

v v v v v v v v v v

w w w w w w w w w w

x x x x x x x x x x

y y y y y y y y y y

z z z z z z z z z z

# Year 1 Autumn 2 Maths Activity Mat 1

## Section 1

Count the conkers.


Add one more.

How many conkers are there altogether?





## Section 2

How much of the shape is coloured in?



## Section 3

Count the circles in groups of 2. How many are there altogether?



## Section 4

$3 + 3 = \square$

$3 + 2 = \square$

$3 + 1 = \square$


## Section 5

There were 5 people on a bus. 2 got off. How many people were left on the bus?



## Section 6

Fill in the missing numbers:



## Section 7


Draw the correct number of circles.

4

3

## Section 8

How many sides do 2 triangles have?




Missing Number Tracks 1-20

16	17		19	
11	12			15
13		15		17
20	19		17	
18	17			14
16		14		12

# Pirate Parrot Tricky Word Colouring

Carefully, read the tricky words. Then, colour the picture using the clues.

he = red she = blue we = yellow me = green be = orange you = black  
are = purple her = pink was = brown all = grey  
they = dark green my = dark blue



# Spelling Maze

Draw lines between the right letters to spell out the word.

Write your words on the lines at the end.



g

e

n

.....

p

u

t

.....



n

u

d


.....

h

a

p

.....



t

i

g

.....

h

a

b

.....



p

i

d

.....

b

u

n

.....



s

a

t

.....

m

d


n

.....

# Spelling Maze

Draw lines between the right letters to spell out the word.

Write your words on the lines at the end.



p

h

g

.....

a

i

d

.....



b

e

t


.....

h

u

s

.....



n

e

d

.....

g

u

t

.....



l

u

n

.....

m

e

m

.....



c

e

b

.....

r

u

p

.....



# Phase 3 Phonics Picture Activity

Fill in the missing sounds.

ai

sh

ar

ch

er

oo

ow

oi

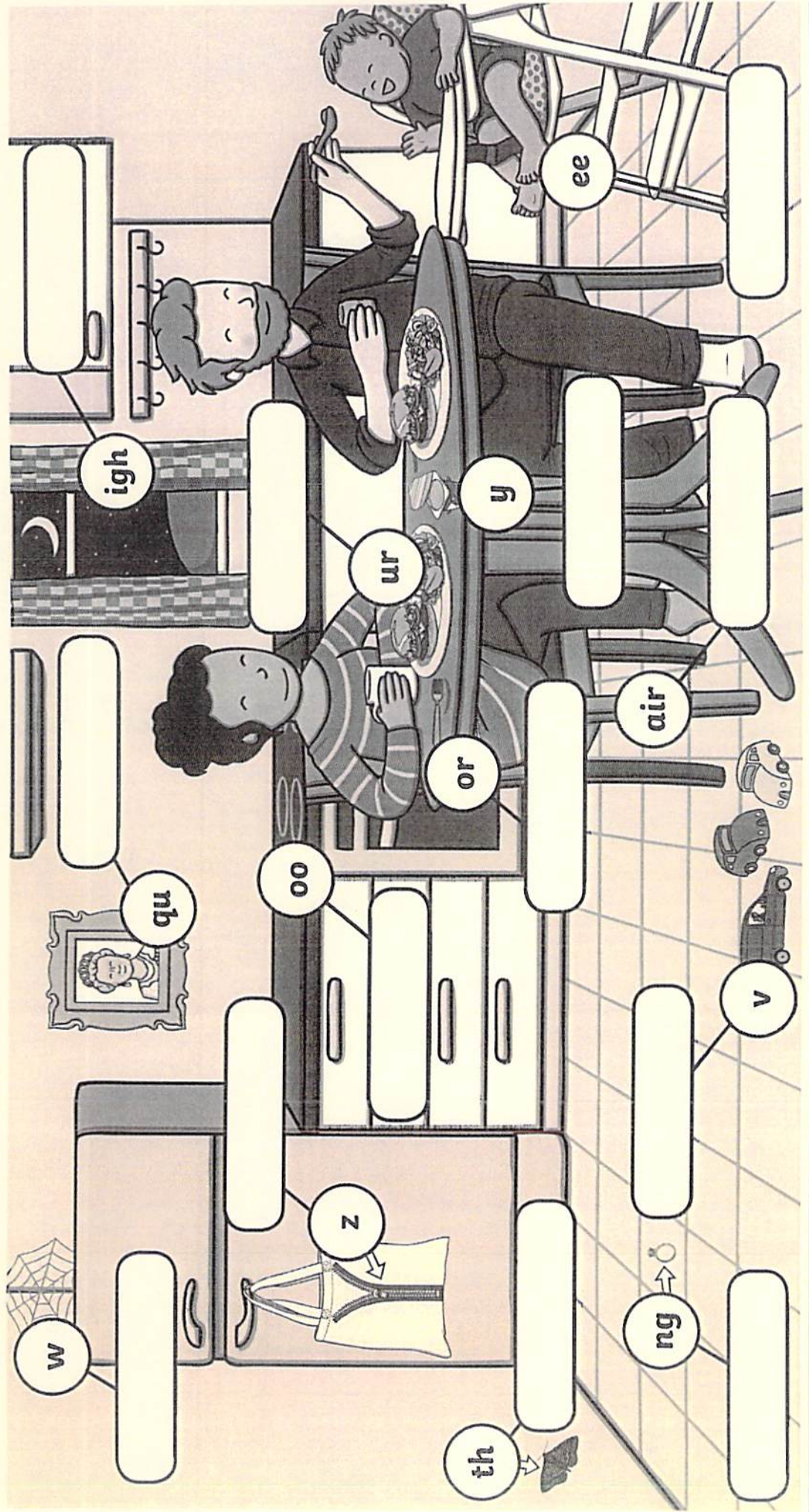
oa

x


ure

# Phase 3 Phonics Picture Activity

Fill in the missing sounds.



# Phase 3 Pictures and Captions Matching Worksheet




Fish and chips  
on a dish.



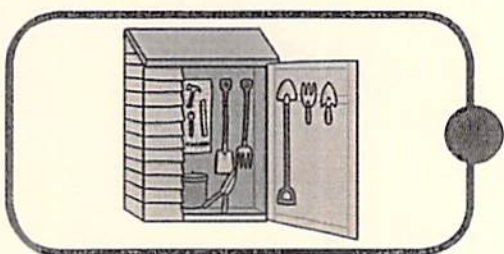
The light of a torch.



Tools in the shed.




Looking at books.



Digging in the soil.


# Phase 3 Pictures and Captions Matching Worksheet



Bow down to the king  
and queen.



A goat and a cow.



Ships in the port.




Goats in  
the farmyard.




Sixteen trees.

# Phase 3 Pictures and Captions Matching Worksheet



Jim has seven  
silver coins




Boats on the river.



Clare and Sarah got  
wet in the rain.




Jill has fair hair but  
Jack has dark hair.



I can hear an owl  
hoot at night.


# Phase 3 Pictures and Captions Matching Worksheet




I can see a pair of boots on the mat.



It has been hot this year.



The farmer gets up at six in the morning.



Lee had a chat with his dad.

# Pirate Treasure Tricky Word Matching

Draw lines to match the same tricky words together.

he

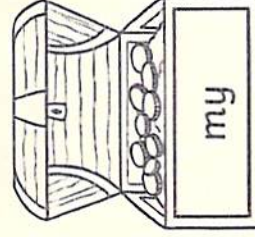

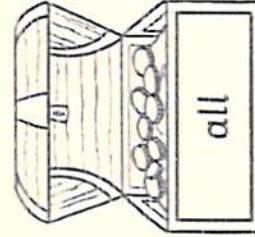
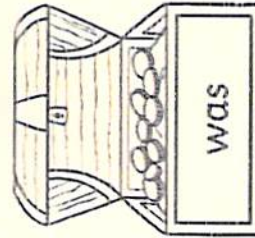

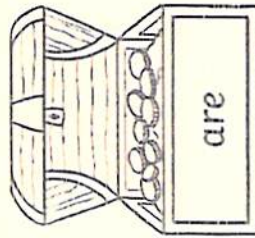
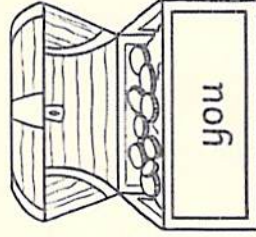
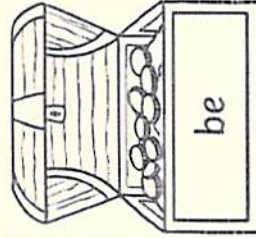

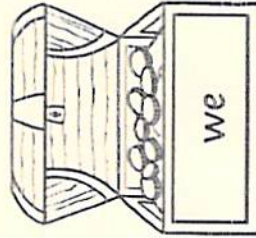
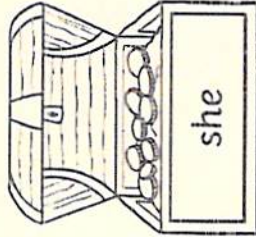
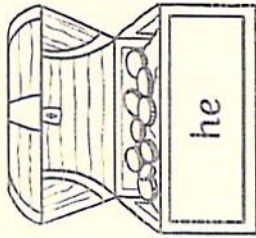
we

she

be

me

you



her

was

all

are

my

they







# Pirate Ship Tricky Word Writing

Copy the tricky words on to the pirate ships to reach the island.






Can you trace  
the numbers?



# Number Formation 0 to 10 with Rhymes



Around to my  
left to find my  
hero, back to  
the top, I've  
made a zero.



A downward  
stroke, my  
that's fun. Now  
I've made the  
number one.



Half a heart  
says "I love  
you." Add a line.  
Now I've made  
the number two.



Around the tree,  
around the tree,  
now I've  
made the  
number three.



Down and  
across and down  
once more, now  
I've made the  
number four.



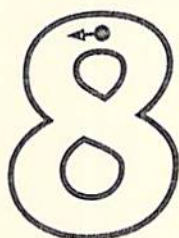
Draw the hat,  
the back and the  
belly. It's a five.  
Watch out, it  
might come alive!



Bend down low  
to pick up sticks.  
Now I've made  
the number six.




Across the sky  
and down from  
heaven. Now  
I've made the  
number seven.



Make an "S" and  
close the gate.  
Now you've  
made the  
number eight.



Make an oval  
and a line.  
Now I've  
made the  
number nine.



A downward  
stroke, that's  
my one. Add a  
zero, that's my  
number ten done!